

*Ailuropoda melanoleuca*. By John Chorn and Robert S. Hoffmann

Published 29 December 1978 by the American Society of Mammalogists

***Ailuropoda* Milne-Edwards, 1870**

*Ailuropoda* Milne-Edwards, 1870:1. Type species *Ursus melanoleucus* David, 1869, by monotypy.

*Pandarcos* Gervais, 1870:161. Renaming of *Ursus melanoleucus* David, 1869.

*Ailuropus* Milne-Edwards, 1871:88. Replacement for *Ailuropoda* Milne-Edwards, 1870, believed preoccupied.

*Aeluropus* Flower and Lydekker, 1891:560. Emendation of *Ailuropus* Milne-Edwards, 1871.

**CONTEXT AND CONTENT.** Order Carnivora, Superfamily Canoidea, Family Ursidae, Subfamily Agriotheriinae, Tribe Ailuropodini (Hendey, 1972; see also Winge, 1895-96, and Erdbrink, 1953). The genus *Ailuropoda* contains one living species, *Ailuropoda melanoleuca*.

***Ailuropoda melanoleuca* (David, 1869)**

Giant Panda, Great Panda, Parti-colored Bear, Beishung, Bamboo Bear, White Bear, Panda Bear

*Ursus melanoleucus* David, 1869:13. Type locality vicinity of Mouping (Pao-hsing), Szechwan Province, China.

**CONTEXT AND CONTENT.** Content noted in generic summary above. The genus *Ailuropoda* is now monotypic.

**DIAGNOSIS.** The following diagnosis (from Davis, 1964 and Hendey, 1972) applies to both the genus and the species. Resembles other living bears in general body shape and proportions, but differs from them in distinctive coat color (figure 1), white with black eye patches, ears, fore and hind legs, stripe across shoulders, and sometimes tip of tail. Skull and mandible are robust (figure 2), sagittal crest is well developed, and zygomatic arches are expanded laterally and dorsoventrally relative to other arctoid carnivores (dogs, bears, raccoons and relatives). In contrast to characters of other living bears, the orbital fissure is confluent with the foramen rotundum, postorbital processes are reduced, alisphenoid canal is lacking; P4 is large, with prominent protocone and parastyle; M1 is roughly square, internal cingulum and multiple cusplets are present on M1 and M2; and M2 is elongated. An entepicondylar foramen is present, a primitive character shared, among living bears, only with *Tremarctos*.

**GENERAL CHARACTERS.** Head-body length is 1.2 to 1.5 m, tail approximately 127 mm, weight 75 to 160 kg. Coat is thick and woolly, color black (sometimes with brownish tinge) and white (sometimes reddish). Hind feet are not fully plantigrade—no heel pad; as in other bears the humerus is held firmly in place by a well-developed postscapular fossa. Dental formula is  $i\ 3/3, c\ 1/1, p\ 4/4, m\ 2/3$ , total 42; first premolar is degenerate in both jaws and may be absent from the upper jaw; in contrast to those of other bears, second and third premolars are well developed; molars, particularly upper molars, are large relative to the skull, secondary cusps and tubercles (as in the European cave bear, *Ursus spelaeus*) are present on all molars. Muscles associated with mastication are large and both origins and insertions of jaw muscles are expanded. Vision is said to be poor and olfaction acute (Peking Zoo, 1974a). See especially Walker *et al.* (1964), Davis (1964), and Ewer (1973).

Davis (1964) provided an exhaustive and well-illustrated account of all aspects of the morphology of the giant panda. Goodwin *et al.* (1976) supplemented this monograph with studies of blood, alimentary tract, nervous system, eye, cranial arteries, vitamin D transport, mammary gland secretion, visual pigment (see also Dartnall, 1973), neurochemistry, cytochrome C, and transferrin. Cave (1974, 1975) published on the *sacculus epipharyngeus* and the thyroid and parathyroid glands in this species. Discussion of pathology and diseases of the giant panda can be found in several papers in Goodwin *et al.* (1976) and, also that of the Peking Zoo (1974b), which includes symptoms and

treatment of gastroenteritis, roundworm (*Ascaris* = *Baylisascaris schroederi*) (see also Sprent, 1968, and Giant Panda Expedition, 1974), respiratory tract infection, epilepsy, inflamed uterus, conjunctivitis, and inflamed bone marrow. Gastroenteritis and roundworm are the most common diseases of these animals.

**DISTRIBUTION.** Published data on the geographic range (figure 3) of the giant panda are equivocal and somewhat vague. The most recent reference to the range (Brambell, 1976) placed *Ailuropoda* in three main areas, possibly contiguous: southern Kansu (Min Shan), and northern and central Szechwan (Chiung-Hsia Shan = Chiung-lai Shan); southern Szechwan (Ta-liang Shan); and southern slopes of the Chin Ling (= Ch'in-ling), or Tapai Shan (= T'ai-pai Shan) of Sowerby (in Hsu, 1973), southern Shensi Province (the Chinese words shan and ling both refer to mountains). Older reports also place the giant panda in the Min Shan south of "Ssi-gu" (=Siku) on the Kansu-Szechwan border (Büchner and Berezovski, 1891), near Batang (= Pa-t'ang) (Edgar, 1972, 1930, in Hsu, 1973), "Yunwu Mountain" (not found—east of Pa-t'ang, Pen Hung-Shou, 1962), and at Oring Nor (= Cha-ling Hu), Tsinghai Province (Pen Hung-Shou, 1943). A recent unconfirmed report of four pandas found "in the hills to the north of Sining" (= Hsi-ning) (T'o-lai Shan, Tsinghai Province) also has appeared (Perry, 1969; Edgar, 1966, in Hsu, 1973). Morris and Morris (1966) suggested that the probable range extends from Tsinghai in the northwest to Shensi in the northeast and to Yunnan in the south. However, Wang Sung (Inst. Zool., Acad. Sinica, Peking—letter dated 14 April 1978) states that the occurrence of giant pandas in Tsinghai and Yunnan remains unconfirmed.

According to Wang Sung and Lu Chang-kun (1973), giant pandas range from 2700 to 3900 m above sea level; Brambell (1976) placed them between 2600 and 3500 m, the limits of the subalpine coniferous forest (Giant Panda Expedition, 1974) in which Chinacane bamboo (*Sinarundinaria*), the main food of the giant panda, grows in dense stands. Studies in the Wanglang Natural Reserve (Giant Panda Expedition, 1974) indicated that the distribution of these animals is limited below 2300 m but that they may occasionally descend to approximately 800 m in winter. Signs such as droppings and "claw prints" have been recorded as high as 4040 m.



FIGURE 1. Subadult *Ailuropoda melanoleuca* (courtesy National Zoological Park, Washington, D.C.).

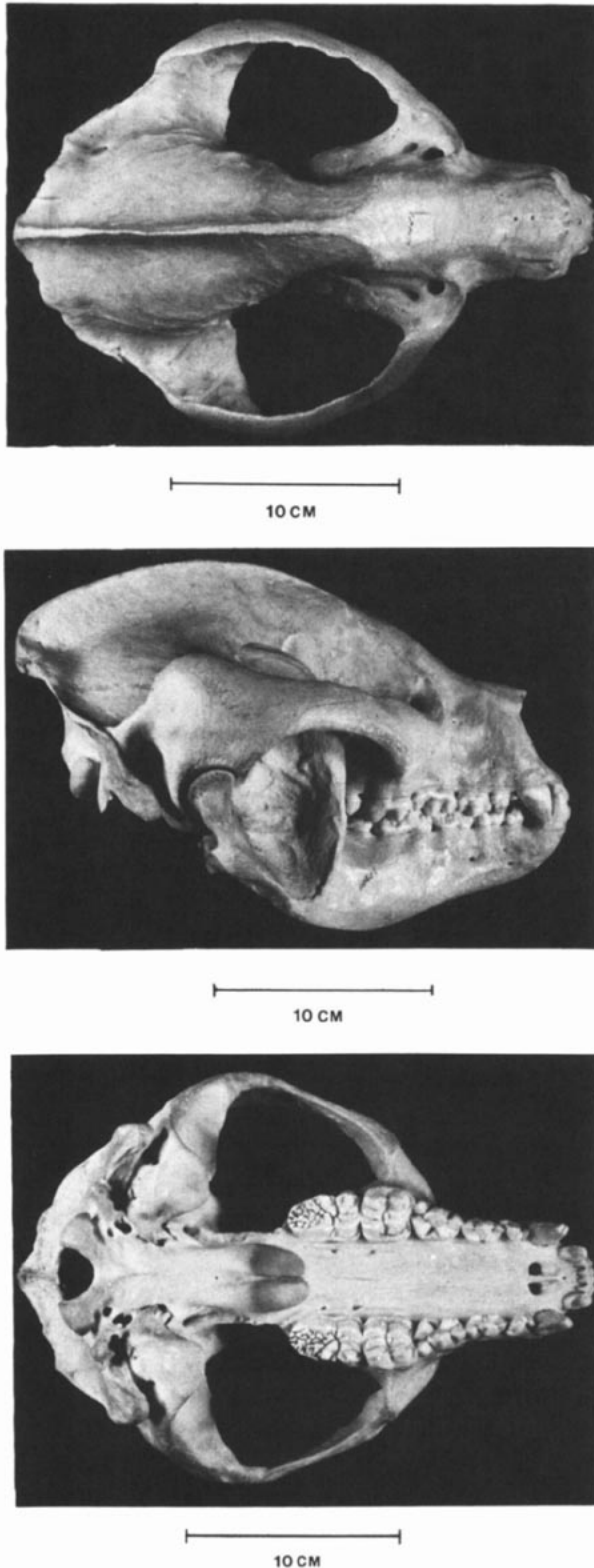


FIGURE 2. Skull (dorsal, lateral, and ventral views), and mandible (lateral) of adult female *Ailuropoda melanoleuca*, Chengwei, 7000 ft., 25 mi W Wenchwan, Szechwan, China, 17 November 1934 (AMNH 110451).

**FOSSIL RECORD.** According to Wang Sung and Lu Chang-kun (1973) the geographic range of the giant panda extended throughout southern China during the middle and late Pleistocene (see map, fig. 1, in Wang Tsiang-ke, 1974). Fossils are known from Szechwan, Yunnan, Shensi, Hupeh, Chekiang,

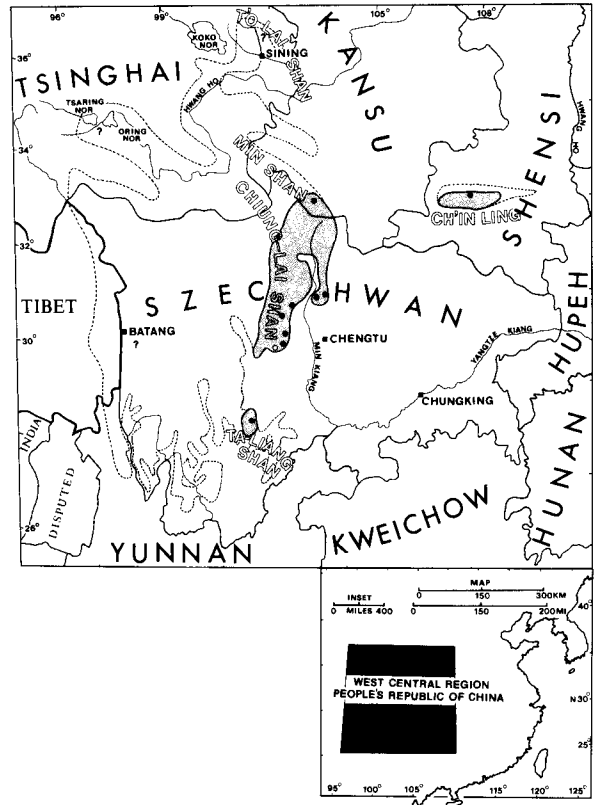


FIGURE 3. Present distribution of *Ailuropoda melanoleuca*. Stippled area, confirmed range (after Brambell, 1976); area enclosed by dashed line, potential range. Open circle, type locality; solid circles, specimen records (after Büchner and Berezovski, 1891; Davis, 1964; Hsu, 1973); question marks, unconfirmed sight records (Hsu, 1973; Pen, 1943, 1962).

Kiangsi, Fukien, Kwangsi, and Kwangtung provinces (figure 3). Middle Pleistocene material from Szechwan was described as *Aeluropus fovealis* (Matthew and Granger, 1923), and *Aeluropus baconi* was described (Woodward, 1915) from the Pleistocene of the northern Shan States in Burma. Davis (1964) placed both taxa in the genus *Ailuropoda*, and Wang Tsiang-ke (1974) further regarded the Burmese material as representing merely a large extinct subspecies, *Ailuropoda melanoleuca baconi*, as did Colbert and Hooijer (1953) for *A. m. fovealis*. Pei Wen-chung (1962) described a small *Ailuropoda* from the early Pleistocene of Gigantopithecus Cave, Kwangsi, as *A. microta*. See Wang Tsiang-ke (1974) for tables of occurrences of fossil giant panda material and extensive specimen measurements.

The closest relatives of *Ailuropoda* (tribe Ailuropodini) are found in the extinct tribe Agriotheriini. Two genera of that tribe, the Pliocene *Indarctos* and the Plio-Pleistocene *Agriotherium* are allied with *Ailuropoda* within the subfamily Agriotheriinae. These three taxa are united largely on the basis of dental characters. All display a prominent protocone and a parastyle on the P4, and the M1 is roughly square and displays multiple cusplets (Hendey, 1972; see also Erdbrink, 1953). The subfamily includes a third tribe, Tremarctini, whose living representative is the South American spectacled bear, *Tremarctos ornatus*.

**FORM.** Davis (1964) revealed a close similarity between most of the organ systems in the giant panda and those of other bears. The histology of the bone does differ from that of *Ursus* due to greater thickness of the compacta in *Ailuropoda*. This is especially true in the skull and is correlated with the massive structure of the jaws and their use in chewing bamboo (Frayer *et al.*, 1978). Differences between giant panda and bear skulls, such as absence of the alisphenoid canal or of postorbital processes on the frontal bones, Davis ascribed to "expansion of the masticatory apparatus" (see also Chang *et al.*, 1960).

In the auditory bulla and basicranial region, and the carotid circulation in this area, *Ailuropoda* resembles *Ursus* in most respects, and differs markedly from typical procyonids (Segall,



FIGURE 4. Wild giant panda in typical sitting position in bamboo thicket, grasping stalk of bamboo on which it feeds (courtesy Wang Sung, Inst. Zool., Acad. Sinica, Peking).

1943; Davis, *op. cit.*; and especially Hunt, 1974). (*Ailurus*, the red panda, resembles ursids in basicranial but not in carotid anatomy.)

The manus of *Ailuropoda* is modified for grasping bamboo. This is achieved by an elongated radial sesamoid bone covered by a tough, fleshy, accessory lobe of the carpal pad and controlled by muscles that in other carnivores insert on the pollex (Wood-Jones, 1939). The radial sesamoid is opposable to the first two digits (Pocock, 1939) and is capable of a powerful grasp. The manus of *Ailurus fulgens*, the lesser or red panda, is also modified, with a fairly large radial sesamoid. However, *Ailurus* and all typical procyonids possess a *flexor brevis digitorum manus* muscle here, which is absent in *Ailuropoda* and other ursids (Davis, 1964; J. D. Lazell, Jr., personal communication).

Giant pandas differ from other living bears in that their alimentary system is highly specialized for the digestion of bamboo. The esophagus has a horny lining and the stomach is described as thick-walled and muscular, almost gizzardlike. The intestines are short, only five and a half times the overall body length. (The intestines of *Ailurus* also are relatively short.) The small intestine is most reduced, and perhaps little or no digestion takes place there. Surface area of the colon is enlarged relative to that of bears; there is no caecum in the giant panda. The liver is small and accessory lobes are reduced (Davis, 1964; Morris and Morris, 1966). (see also Chang and Lyu, 1959).

The urogenital system conforms for the most part with that of other arctoid carnivores, and the male accessory sex glands agree in structure with those of other bears. However, the external genitalia of the giant panda differ from those of all arctoids. Davis (1964) described the penis of *Ailuropoda* as being small, posteriorly directed, and subanal in position. The baculum is absolutely and relatively small; a short rodlike body with winglike expansions, unlike the baculum in any other carnivore. According to Davis (1964) the structure of the penis results from arrested development—"fetalization." Davis (*op. cit.*) also described the penis of *Ailurus* as "fetalized," but this is probably because Davis examined a young specimen (J. D. Lazell, Jr., personal com-

munication); the external genitalia of the adult male red panda is well developed, and does not resemble that in giant pandas, as Davis (1964) thought.

**ONTOGENY AND REPRODUCTION.** Estrus takes place in March, April, and May in the wild and in April and May in captivity (Peking Zoo, 1974a). The most intense heat occurs in late April and early May and it is then that mating occurs (Brambell, 1976). Duration of estrus is between four and 14 days but usually lasts approximately 10 days (Peking Zoo, 1974a). A second estrus may occur in autumn. Morris and Morris (1966—see also Walker *et al.*, 1964) speculated that fertilization or implantation may be delayed. Gestation takes approximately five months; for zoo-born giant pandas, gestation required 122 to 163 days (mean  $140.2 \pm 8$  days—Peking Zoo, 1974a). The shortest period represents the birth of twins, one of which died, and may reflect premature birth. Time of birth is usually in September. Litter size normally is one or two; occasionally three young are born, but only a single young is ever raised by the mother (Brambell, 1976)—note, however, that Pen Hung-Shou (1943) reported sighting a female and two cubs in Tsinghai. Giant pandas are blind and toothless at birth, weigh between 90 and 131 g (104.2 g average) and are covered with sparse white fur (Peking Zoo, 1974a). According to Brambell (1976) the tail is long at birth, approximately one-third the body length, quite unlike that of other bears. Black fur begins to appear in the second week—first around the eyes, and soon thereafter on shoulders, limbs, and muzzle and paws in that order. Adult coloration is attained by the end of the first month. Eyes open between days 40 and 60 and coordinated vision is accomplished at approximately the third month. Independent feeding begins in the third and fourth months. By the sixth month young weigh approximately 13 kg and leave their mothers at this time. Studies by the Peking Zoo (1974a) reveal that the limbs of giant pandas are weak at birth and that it is two and a half months before the hind limbs can support the body. The young can walk and run by the middle of the fourth month. Teeth begin to erupt by approximately the third month. The report by the Peking Zoo (1974a) contains tables of body weight increase for the first year. Growth is rapid as in other bears. Sexual maturity varies but is usually attained in six or seven years (Peking Zoo, 1974a) (five or six years according to Brambell, 1976). Sheldon (1975) reported that giant pandas have lived 13 or 14 years in zoos but they probably live longer in the wild.

**ECOLOGY AND BEHAVIOR.** Climate of the region inhabited by the giant panda is generally damp. Summers are cool and the winters cold; rain, snow, and hail are common (Wang Sung and Lu Chang-kun, 1973; Morris and Morris, 1966). Temperature and humidity range from approximately  $-10^{\circ}\text{C}$  and 90% r.h. (when air is above freezing) in winter, to  $25^{\circ}\text{C}$  and 60% in summer (Brambell, 1976). A partial list of the flora and fauna from the Wanglang Reserve, Szechwan, is in the report of the Giant Panda Expedition (1974). See also Roosevelt and Roosevelt (1929) and Sheldon (1975) for accounts of climate and habitat.

What giant pandas eat has been controversial since their discovery by Père David (Fox, 1949). Several authors have recounted statements by natives to the effect that giant pandas eat fish, pikas (*Ochotona*), and rodents. Brambell (1976) reported that their droppings sometimes contain the remains of bamboo rats (*Rhizomys pruinosus*). Bones have also been found in the stomach of a dead giant panda (Wang Sung and Lu Chang-kun, 1973; Giant Panda Expedition, 1974) so it seems that there is no longer any reason for believing that this animal is exclusively herbivorous or that it eats only bamboo. It has long been known that captive giant pandas will eat meat, and they are even said to steal meat from logging camps in the wild (Giant Panda Expedition, 1974). Bamboo (culms and leaves) is certainly the giant panda's chief food (McClure, 1943; Sheldon, 1975) but gentians, irises, crocuses, Chinese vines (*Lycium chinense*) and tufted grasses such as rice-grass and bent-grass are also eaten (Morris and Morris, 1966; Pen Hung-Shou, 1943). Fir bark is also eaten (Giant Panda Expedition, 1974) and reports of local natives indicate that these animals raid bee-hives for honey (Perry, 1969). Sheldon (1937) estimated that giant pandas may spend 10 to 12 hours a day feeding.

Giant pandas usually feed in a sitting position with the forelegs free to manipulate bamboo with the opposable radial sesamoid "thumb" (figure 4). In this position the animal grasps the bamboo stalk in its teeth and strips off the tough outer layer. The stalk is then fed into the side of the mouth, where a section at a time is thoroughly masticated. According to Davis (1964) the man-




FIGURE 5. Wild giant panda perched on branch of coniferous tree (courtesy Wang Sung, Inst. Zool., Acad. Sinica, Peking).

ual dexterity of the giant panda is good (see also Giant Panda Expedition, 1974; Collins and Page, 1973, for feeding behavior of *Ailuropoda*).

Knowledge of giant panda behavior is inadequate and awaits a detailed field study. They are known to bark and bleat. Wang Sung and Lu Chang-kun (1973) stated that their mating call is low and deep. Sound spectrograms of zoo animals were published by Morris and Morris (1966). Activity is mainly crepuscular, but captive giant pandas are also active at night (Kleiman, 1974) and this is probably true of wild giant pandas as well (Giant Panda Expedition, 1974). Captive females are known to mark "territory" with a scented, sticky secretion from the anal region (Morris and Morris, 1966). This is done with either a lateral or circular anogenital rub while in a squatting or quadrupedal stance. A female urinates "while lying flat on the venter with tail raised" (Kleiman and Collins, 1972). Males also mark with a lateral anogenital rub, and in addition they may use a "forward-back" rubbing movement after urinating with the leg cocked. Males also urinate against vertical surfaces while upright on forelimbs in a handstand (Kleiman and Collins, 1972; Kleiman, 1974; see also Collins and Page, 1969). In both males and females, urine and glandular secretions may be rubbed onto the back from a previously marked surface. Food, grass, ice, soil, and other materials often are rubbed onto the ventral surface with the forepaws (Kleiman and Collins, 1972).

Locomotion is similar to that of bears but with a longer stride. Unlike other bears, giant pandas do not gallop, but use a "diagonal walk," moving the limbs on one side forward and backward at the same time (Davis, 1964). They stand erect but never walk in this position. Posture is similar to that of other bears. "Play" behavior in young *Ailuropoda* is similar for males and females, and includes partial and complete somersaults, lateral rolls, and body twisting (Kleiman and Collins, 1972; see Wilson and Kleiman, 1974, for detailed account). Young giant pandas in the U.S. National Zoo are known to roll on their backs in the dirt while rubbing dirt over the throat and belly with their forepaws (Kleiman, 1975). These giant pandas also take water baths.

Opinion varies as to the climbing ability of the adult giant panda, and ranges from that of Sheldon (1975; see also Collins and Page, 1973) who believed that they seldom climb trees, to

that of Chinese workers (Giant Panda Expedition, 1974) and Brambell (1976) who described their climbing ability as excellent (figure 5; also see Giant Panda Expedition, 1974, for photographs of what is probably an adult giant panda descending a large fir tree). Although this response is by no means automatic (Sheldon, 1975), giant pandas sometimes climb trees to escape dogs (Walker *et al.*, 1964; Morris and Morris, 1966; Giant Panda Expedition, 1974).

Other than females with young, giant pandas are solitary except during the breeding season when they may form groups of two or three (Giant Panda Expedition, 1974; Brambell, 1976).

Reports of native hunters indicate that the home range of a giant panda is small. It usually lives within a single ravine and remains within an area of 2.5 km, although during the rut it may move from one ravine to another (Giant Panda Expedition, 1974).

Chinese workers have estimated that approximately 200 giant pandas now inhabit the Wanglang Reserve and it is thought that this population is stable (Giant Panda Expedition, 1974). Brambell (1976) estimated that at least 1000 giant pandas survive in the wild, based on a conservative estimate of suitable habitat (6000 km<sup>2</sup>).

Giant pandas do not hibernate, but they do descend into lower ravines in winter and spring and are active on south-facing slopes. These animals make no permanent dens but take shelter in hollow trees, rock crevices, and caves (Giant Panda Expedition, 1974; Sheldon, 1975). Sheldon noted the occurrence of beds of bamboo, arranged in a circle beneath rock ledges and he suggested that such beds might be used as places to bring forth young.

Coat color may be aposematic (Morris and Morris, 1966), cryptic, or thermoregulatory (Lazell, 1974, 1976). Both Morris and Morris (1966) and Wang Sung and Lu Chang-kun (1973) discount the effectiveness of the dhole (*Cuon alpinus*) and leopard (*Panthera pardus*) as predators upon the giant panda. Probably only man poses a significant threat to this animal.

The first live *Ailuropoda* to be transported successfully out of China (Harkness, 1938) was exhibited during 1937-38 in the Chicago Zoological Park. Since then a number of giant pandas have been exhibited in Western and Chinese zoos (Morris and Morris, 1966; Perry, 1969), but breeding has occurred only in the latter. A detailed account of the management of captive giant pandas is given by the Peking Zoo (1974c). Claude (1971) summarized specimens known to have been collected through 1945.

**GENETICS.** The diploid (2n) number of chromosomes in *Ailuropoda* is 42; the karyotype includes 32 biarmed and eight acrocentric autosomes, one pair with prominent satellites (Newham and Davidson, 1966). Sex chromosomes were not positively identified, but in the female studied, the X chromosome was probably a medium-sized subtelocentric. Most bears, in contrast, have a 2n = 74 karyotype, with many (60 or more) acrocentrics. The exception is *Tremarctos ornatus*, the spectacled bear of the South American Andes, which has a 2n = 52, with only 20 acrocentric chromosomes, one pair of which bear prominent satellites as in *Ailuropoda* (Wurster, 1969). These satellited, or "marker," chromosomes resemble those seen in typical procyonids (2n = 38) and *Ailurus* (2n = 36), but are absent in other ursids.

**REMARKS.** One of the most interesting aspects of the giant panda is that for over a century it has seemingly defied classification. This is all the more strange considering that the anatomy of *Ailuropoda* is now well known. Only the domestic dog and cat have been more extensively studied anatomically among the carnivores. Summaries and references pertaining to the classification of the giant panda can be found in Davis (1964), Morris and Morris (1966), and Chu Ching (1974). Prior to the publication of Davis's (1964) anatomical study, British (Mivart, 1885; Lankester, 1901; Lydekker, 1901) and American (Gregory, 1936; Raven, 1936) workers generally supported the theory that *Ailuropoda* is most closely related to the supposed procyonid *Ailurus*. These two pandas were thought to be allied by extensive similarities of the dentition and skull structure, viscera, external genitalia, and the opposable sesamoid in the manus. Ewer (1973) also stressed the unbear-like behavior of *Ailuropoda*.

A second alternative is to separate the giant and lesser pandas from Recent bears and procyonids and place them in their own family(ies) (Ailuridae, Ailuropodidae—Pocock, 1921; Thenius and Hofer, 1960; Collins and Page, 1973). Todd and Pressman (1968) interpreted the karyotypes of the giant panda (2n = 42) and lesser panda (2n = 36) as possible support for this alternative.

Another alternative, a viewpoint held by most continental European workers, is that the giant panda is related to the bears. This was the position taken by Davis (1964) based on the general morphology of *Ailuropoda*. Serological studies, beginning with the work of Leone and Wiens (1956) on serum proteins, and Sarich's (1973, 1976) analysis of albumins and transferrins also indicate an affinity between *Ailuropoda* and Recent bears. Dental characters in particular ally the giant panda with two extinct bears, *Agriotherium* and *Indarctos* (Hendey, 1972; see also Bardenfleth, 1913). We believe that the weight of evidence now supports this relationship, and adopt it here. Most of the "specialized characteristics of giant pandas . . . also observed in lesser pandas but not in bears" (MacIntyre and Koopman, 1967), such as the manus and male genitalia, have now been shown to differ in *Ailuropoda* and *Ailurus*.

With few exceptions, panda systematics has suffered from the narrow scope of most taxonomic studies of the problem. The question of how closely *Ailurus* is related to other procyonids (or ursids) has also received too little attention. Assessment of shared derived characters, where these can be determined, based on available knowledge of anatomy, physiology, serology, karyology, behavior, and the fossil record of the pandas and other arctoid carnivores, is now necessary.

We thank Dr. Wang Sung and Director Chen Shik-Hsiang of the Institute of Zoology, Academia Sinica, Peking, for providing Figures 4 and 5; Dr. Wang also referred us to several references we had overlooked. K. Ralls, D. G. Kleiman, and J. F. Eisenberg, National Zoological Park, provided Figure 1 and certain Chinese translations.

#### LITERATURE CITED

- Bardenfleth, K. S. 1913. On the systematic position of *Aeluropus melanoleucus*. *Mindersk. Jaetus Steenstrup* 17:1-15.
- Brambell, M. R. 1976. The giant panda (*Ailuropoda melanoleuca*). *Trans. Zool. Soc. London* 33:85-92.
- Büchner, E., and M. Berezovski. 1891. Die Säugethiere der Ganssu-Expedition. (1884-7). *Bull. Acad. Sci. St. Petersburg* 2(34):97-118.
- Cave, A. J. E. 1974. The sacculus epipharyngeus in the giant panda, *Ailuropoda melanoleuca*. *Jour. Zool.* 172:123-131.
- 1975. The thyroid and parathyroid glands in the giant panda, *Ailuropoda melanoleuca*. *Jour. Zool.* 176:567-576.
- Chang, H.-Y. 1960. [Comparative anatomy of the skull and teeth of the giant panda.] *Acta Zool. Sinica* 12:1-8. (in Chinese, original not seen).
- Chang, H.-Y., and Lyu Li. 1959. [Anatomy of the digestive organs of the giant panda.] *Acta Zool. Sinica* 11:443-449. (in Chinese, Russ. summ.).
- Chu Ching. 1974. [On the systematic position of the giant panda, *Ailuropoda melanoleuca* (David).] *Acta Zool. Sinica* 20:174-187 (original in Chinese; translated by Rose W. Chu).
- Claude, C. 1971. Bambusbären (*Ailuropoda melanoleuca*, David, 1869) aus der Stötznerschen Expedition 1913/15 in Schweizer Museum. *Vierteljahrssch. d. Naturforsch. Gesellsch. Zurich* 116:433-443.
- Colbert, E. H., and D. A. Hooijer. 1953. Pleistocene mammals from the limestone fissures of Szechuan, China. *Bull. Amer. Mus. Nat. Hist.* 102:1-134.
- Collins, L. R., and J. K. Page, Jr. 1969. Hsing-Hsing and Ling-Ling (afterword). Pp. 117-127, in *The world of the giant panda*, R. Perry.
- 1973. *Ling-Ling and Hsing-Hsing year of the panda*. Anchor Press Doubleday, Garden City, New York, 164 pp.
- Dartnall, H. J. A. 1973. Visual pigment of the giant panda *Ailuropoda melanoleuca*. *Nature*, 244:47-49.
- David, A. 1869. Extrait d'une lettre du mêm, datée de la Principaute Thibetaine (independente) de Mou-pin, le 21 Mars 1869. *Nouv. Arch. Mus. Hist. Nat., Paris* 5:12-13.
- Davis, D. D. 1964. The giant panda: a morphological study of evolutionary mechanisms. *Fieldiana: Zool. Mem.* 3:1-339.
- Erdbrink, D. P. 1953. A review of fossil and Recent bears of the Old World. Deventer, Utrecht, 597 pp.
- Ewer, R. F. 1973. *The carnivores*. Cornell Univ. Press, Ithaca, 494 pp.
- Flower, W. H., and R. Lydekker. 1891. An introduction to the study of mammals living and extinct. A. and C. Black, London, xxi + 763 pp.
- Fox, H. M. 1949. Abbé David's diary. Harvard Univ. Press, Cambridge, xxxii + 16 illustr. + 302 pp.
- Frayer, D. W., W. L. Jungers, and P. E. Mahler. 1978. Pandas, bears, and the seed eater hypothesis—dietary analogies in hominid evolution. Submitted to *J. Human Evol.*
- Gervais, P. 1870. Mémoire sur les formes célebres propres aux carnivores vivants et fossiles. *Nouv. Arch. Mus. Hist. Nat., Paris* 6:103-162.
- [Giant Panda Expedition of the Wanglang Natural Reserve.] 1974. [A survey on the giant panda (*Ailuropoda melanoleuca*) in Wanglang Natural Reserve, Pingwu, Northern Szechwan, China.] *Acta Zool. Sinica* 20:162-173 (original in Chinese; translated by Rose W. Chu).
- Goodwin, L. G. (editor), et al. 1976. 'Chi-Chi.' The giant panda *Ailuropoda melanoleuca* at the London Zoo 1958-1972: a scientific study. *Trans. Zool. Soc. London* 33:77-171.
- Gregory, W. K. 1936. On the phylogenetic relationships of the giant panda (*Ailuropoda*) to other arctoid carnivora. *Amer. Mus. Novit.* 878:1-29.
- Harkness, R. 1938. *The lady and the panda*. Carrick and Evans, New York, 288 pp.
- Hendey, Q. B. 1972. A Pliocene ursid from South Africa. *Ann. South Africa Mus.* 59:115-132.
- Hsu, C. Y. 1973. The story of the giant panda. *The Asian Student* (for 13 October), pp. 6-7.
- Hunt, R. M., Jr. 1974. The auditory bulla in Carnivora: an anatomical basis for reappraisal of carnivore evolution. *Jour. Morphol.* 143:21-76.
- Kleiman, D. G. 1974. Activity rhythms in the giant panda *Ailuropoda melanoleuca*: an example of the use of checksheets for recording behavior data in zoos. *Internat. Zoo Yearbook* 14:165-169.
- 1975. *Stargazing in the panda house*. *Animal Kingdom*, New York 73:2-5.
- Kleiman, D. G., and L. R. Collins. 1972. Preliminary observations on scent-marking, social behavior, and play in the juvenile giant panda, *Ailuropoda melanoleuca*. *Amer. Zool.* 12:15.
- Lankester, E. R. 1901. On the affinities of *Aeluropus melanoleucus*, A. Milne-Edwards. *Trans. Linn. Soc. London* 2(8): 163-171.
- Lazell, J. D., Jr. 1974. Color patterns of the "panda" bear (*Ailuropoda melanoleuca*) and the true panda (*Ailurus fulgens*). *Mississippi Wildlife Federation*, Jackson, 4 pp.
- 1976. [Review of] The wilderness home of the giant panda, by W. G. Sheldon. *Jour. Mammal.* 57:796-698.
- Leone, C. A., and A. L. Wiens. 1956. Comparative serology of carnivores. *Jour. Mammal.* 37:11-23.
- Lydekker, R. 1901. Detailed description of the skull and limb-bones [of *Ailuropus melanoleucus*]. *Trans. Linn. Soc. London* 2:8:166-171.
- Matthew, W. D., and Granger, W. 1923. New fossil mammals from the Pliocene of Szechuan, China. *Bull. Amer. Mus. Nat. Hist.* 48:563-598.
- McClure, F. A. 1943. Bamboo as panda food. *Jour. Mammal.* 24:267-268.
- MacIntyre, G., and K. Koopman. 1967. [Review of] The giant panda, by D. Davis. *Quart. Rev. Biol.* 42:72-73.
- Milne-Edwards, A. 1870. Note sur quelques mammifères du Thibet oriental. *Ann. Sci. Nat., Zool., ser. 5* (10):1.
- (in David, A.) 1871. Rapport adressé à MM. les professeurs-administrateurs du Mus. d'Hist. Naturelle. *Nouv. Arch. Mus. Hist. Nat. Paris*, 92:75-100.
- Mivart, St. G. 1885. On the anatomy, classification, and distribution of the Arctoidea. *Proc. Zool. Soc. London* 1885:340-404.
- Morris, R., and D. Morris. 1966. *Men and pandas*. Hutchinson, London, 223 pp.
- Newnham, R. E., and W. M. Davidson. 1966. Comparative study of the karyotypes of several species in carnivora including the giant panda (*Ailuropoda melanoleuca*). *Cytogenetics* 5:152-163.
- Pei Wen-chung. 1962. Quaternary mammals from the Liucheng *Gigantopithecus* cave and other caves of Kwangsi. *Vert. Palasiatica* 6:211-218.
- [Peking Zoo.] 1974a. [On the breeding of the giant panda and the development of its cubs.] *Acta Zool. Sinica* 20:139-147 (original in Chinese; translated by Lois Chang).
- 1974b. [On the diseases of the giant panda and their preventative and curative measures.] *Acta Zool. Sinica* 20:154-161 (original in Chinese; translated by Rose W. Chu).
- 1974c. [The management of pandas.] *Acta Zool. Sinica* 20:148-153 (original in Chinese; translated by Celia Hu).
- Pen, Hung-Shou. 1943. Some notes on the giant panda. *Bull. Fan. Mem. Insti. Biol., Peiping*, 1.
- 1962. Animals of western Szechwan. *Nature* 196:14-16.

- Perry, R. 1969. The world of the giant panda. Taplinger, New York, 141 pp.
- Pocock, R. I. 1921. The external characters and classification of the Procyonidae. Proc. Zool. Soc. London (1921):389-422.
- 1939. The prehensile paw of the giant panda. Nature 143:206-381.
- Raven, H. C. 1936. Notes on the anatomy of the viscera of the giant panda. (*Ailuropoda melanoleuca*). Amer. Mus. Novit. 877:1-23.
- Roosevelt, T., and Roosevelt, K. 1929. Trailing the giant panda. Scribner's, New York, x + 278 pp.
- Sarich, V. M. 1973. The giant panda is a bear. Nature 245:218-220.
- 1976. Transferrin. Trans. Zool. Soc. London 33:165-171.
- Segall, W. 1943. The auditory region of the arctoid carnivores. Field Mus. Nat. Hist., Zool. Ser. 29:33-59.
- Sheldon, W. G. 1937. Notes on the giant panda. Jour. Mammal. 18:13-19.
- 1975. The wilderness home of the giant panda. Univ. Massachusetts Press, Amherst, 196 pp.
- Sprent, J. F. A. 1968. Notes on *Ascaris* and *Toxascaris*, with a definition of *Baylisascaris* gen. nov. Parasitology 58:185-198.
- Thenius, E., and H. Hofer. 1960. Stammesgeschichte der Säugetierte. Springer, Vienna.
- Todd, N. B., and S. R. Pressman. 1968. The karyotype of the lesser panda (*Ailurus fulgens*) and general remarks on the phylogeny and affinities of the panda. Carnivore Genetics Newsletter 5:105-108.
- Walker, E. P., et al. 1964. Mammals of the world. Johns Hopkins Press, Baltimore, 2:647-1500.
- Wang Sung and Lu Chang-kun. 1973. Giant pandas in the wild. . . . Nat. Hist. 82:70-71.
- Wang Tsiange-ke. 1974. [On the taxonomic status of species, geological distribution and evolutionary history of *Ailuropoda*.] Acta Zool. Sinica 20:191-201 (original in Chinese; translated by Rose W. Chu).
- Wilson, S. C., and D. G. Kleiman. 1974. Eliciting play: a comparative study (*Octodon*, *Octodontomys*, *Pediolagus*, *Phoca Choeropsis*, *Ailuropoda*). Amer. Zool. 14:341-370.
- Winge, H. 1895-96. Jordfundne og nulevende rovdyr (Carnivora) fra Lagoa Santa, etc. E. Museo Lundii (Copenhagen), 2(4):1-130.
- Wood-Jones, F. 1939. The 'thumb' of the giant panda. Nature 143:157-246.
- Woodward, A. S. 1915. On the skull of an extinct mammal related to *Aeluropus* from a cave in the ruby mines at Mogok, Burma. Proc. Zool. Soc. London 30:32:425-428.
- Wurster, D. H. 1969. Cytogenetic and phylogenetic studies in Carnivora. Pp. 310-329, in Comparative mammalian cytogenetics. (K. Benirschke, ed.) Springer-Verlag, New York.

Principal editor of this account was S. ANDERSON.

J. CHORN AND R. S. HOFFMANN, MUSEUM OF NATURAL HISTORY AND DEPARTMENT OF SYSTEMATICS AND ECOLOGY, THE UNIVERSITY OF KANSAS, LAWRENCE 66045.